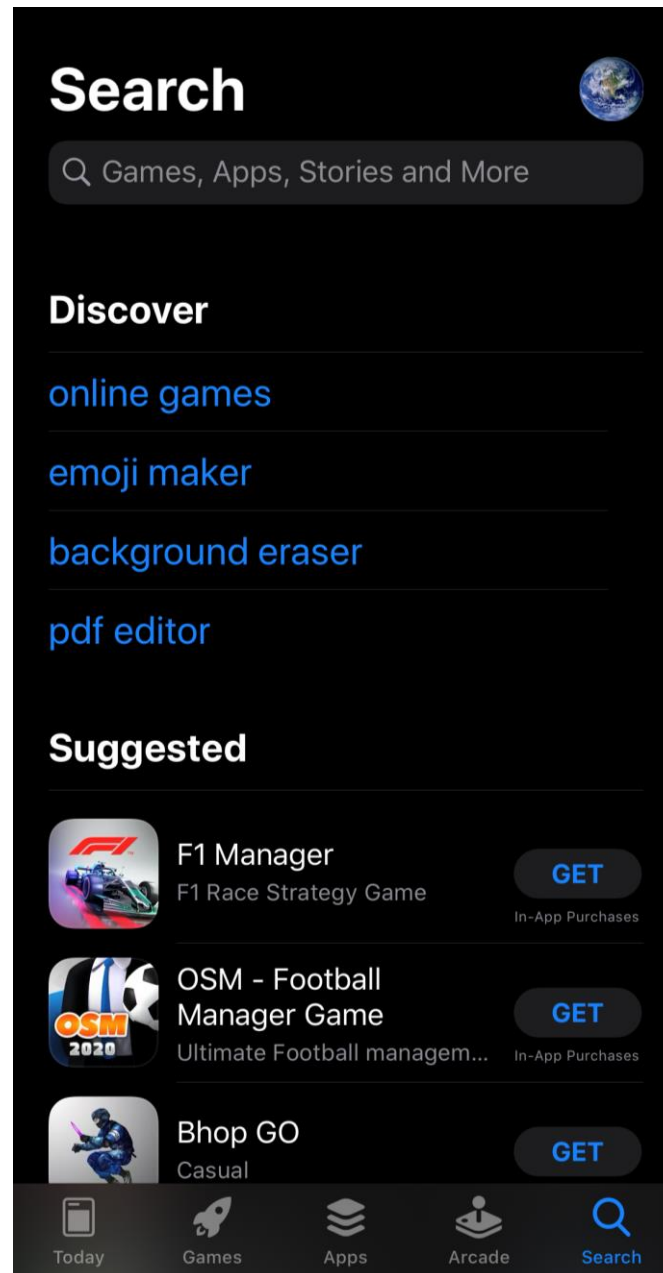
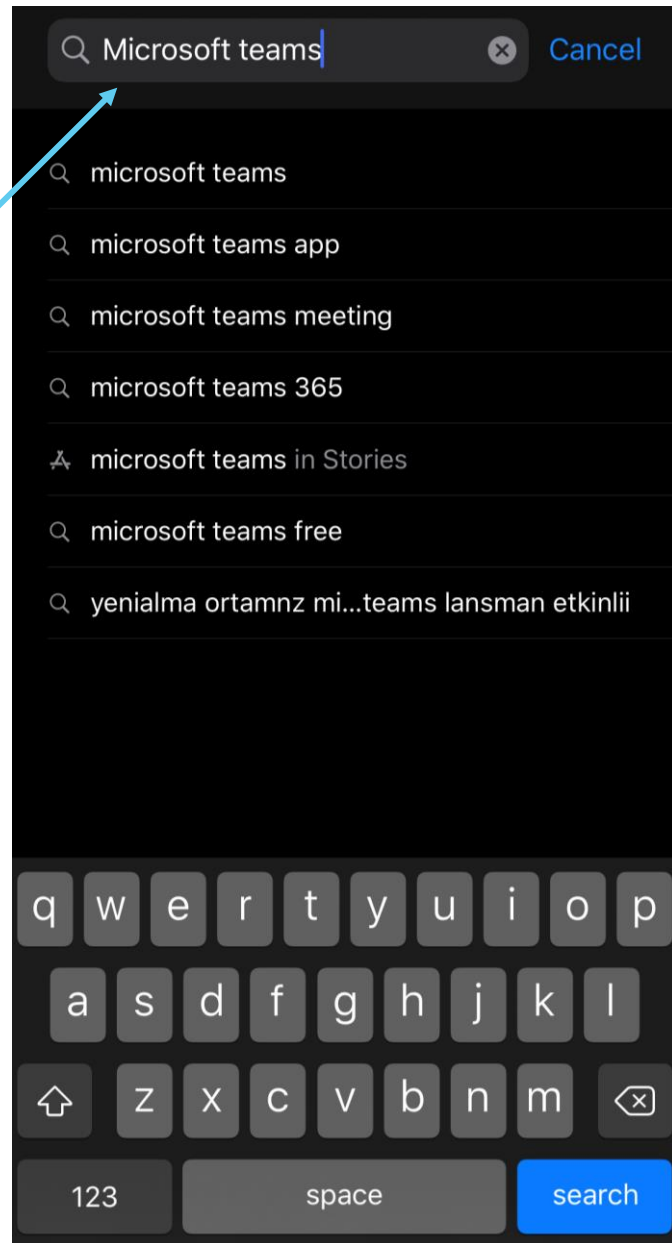


Microsoft Teams for Apple iOS devices

1. Open App Store



2. Search for 'Microsoft Teams'



3. Click on GET or the cloud icon



4. Click on the
“Join Microsoft
Teams Meeting”

[Join Microsoft Teams Meeting](#)

+44 20 8142 8464 United Kingdom, London (Toll)

Microsoft Teams



5. Click on
“Join as a
guest”

Meeting time!
How would you like to join?

Join as a guest

Sign in and join

Microsoft Teams



"Teams" Would Like to Access the Microphone

This will let you make calls and record voice messages.

Don't Allow

OK

Meeting time!
How would you like to join?

Join as a guest

Sign in and join

6. Click "OK"

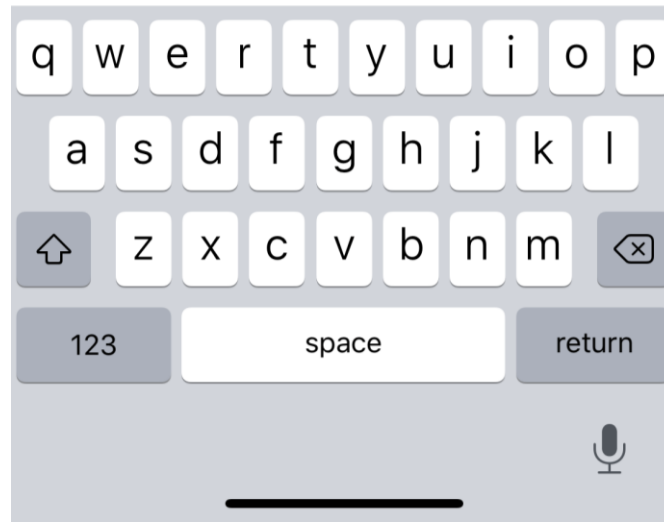


Type your name, then select
Join meeting.

FirstName LastName

Join meeting

7. Enter your first name and last name and click “Join meeting”



8. Whilst watching satsang, you can turn your video on and off by clicking on this button

9. Whilst watching satsang, you can mute your microphone by clicking on this button

10. To leave the satsang click on this button

