

Dada Bhagwan Na Asim Jai Jaikar Ho  
Organized by Dada Bhagwan Family – Adalaj  
**In the Presence of Atmagnani**  
**Pujya Shree Deepakbhai**  
**Sammet Shikharji Jatra (Pilgrimage)**  
Dates: 15th to 25th January, 2020

Here is a good news for *mahatmas*!! A *jatra* has been organized in the holy place of Rajgir – Sammet Shikharji with Pujyashree Deepakbhai in January 2020 on above dates. These religious places are located in the states of Bihar and Jharkhand. In this document, we shall see the detailed information of this Jatra.

### Criteria to Participate in the *Jatra*

There are limited facilities available on these jatra locations. So in order to ensure that the arrangements for accommodation, food, travel, temple visits, etc. can be arranged properly, the following criteria will be considered for selection (and the names of rest of the mahatmas shall be kept in WAITING status):

1. Which Mahatmas shall be given first preference
  - a. Those who have taken *Gnan* before 2017
  - b. Those who are regular in attending local weekly *satsangs*
  - c. Those who are regular in Adalaj *shibirs*.
  - d. & those who have never been on a big *jatra* with Pujyashree Deepakbhai.
2. It is suggested that those who have physical problems (e.g. Blood pressure issues, asthma, diabetes, arthritis, etc.) do not participate in this *jatra*.
3. If the number of applicants for this *jatra* turn out to be higher than the number planned for, then additional criteria may be introduced for selection.

## Points to Keep in Considered before applying for Jatra

The *jatra* locations have an ancient, grand history with religious significance. However, the infrastructure at these places is limited for accommodating our group. So *mahatmas* will have to take adjustments in the few matters mentioned below:

1. The travel time by train to go and come back is about 34-36 hours one way. In addition, because ours will be a special train, there are chances of a 5-6 hour further delay, so plan your connecting travel accordingly.
2. The roads leading to many of the *jatra* sites are narrow and some are in bad condition, so the travel time between locations could be longer than expected.
3. Since these are religious places, many of the accommodations will have to be given in dharamshalas. In several dharamshalas booked for Option 1, only Indian toilets are available. Also the availability of beds is limited in several *dharamshalas*. (There are very few hotels in these areas.)
4. In Sammet-Shikhar and Rajgir, there are frequent power outages. So many times it is not possible to use ACs, fans, water heaters and lifts.
5. Excluding meal in Train, while in all the religious places, food will be Jain only & in Evening mahatma will have to take Dinner before Sunset (Chovihaar).
6. During Jatra, every evening there will be an informal satsang with Pujyashree. However, Pujyashree may or may not join us for sightseeing depending on the circumstances.
7. Gents & Ladies Stay arrangement will be in different rooms / Dharamshala.
8. Since the *jatra* is in Janaury, weather will be cold there.
9. Non-Spicy food will be available. Any specific food (related to diet) facility will not be available.
10. We shall inform you later about the 'station' from where our special train shall start and also the 'station' from where you have to board the train.

NOTE: *Mahatmas* are asked to read each of the above points properly before filling out the form.

## Jatra – Options and Cost

Jatra Cost (INR) (Inclusive of GST)	OPTION 1	OPTION 2	OPTION 3
	<b>21000</b>	<b>34000</b>	<b>48000</b>
<b>Accommodation</b>	Non AC room (4 or more MHTs per room)	AC room (3 or 4 MHTs per room)	AC Room (2 MHTs per room)
<b>Train</b>	Non AC, Sleeper Class	AC, 3A Class	AC, 2A Class
<b>Bus Travelling</b>	AC Bus	Volvo - AC Bus	Volvo - AC Bus
<b>Bhojan</b>	Common facility for all		
<b>Sight Seeing</b>			

### Doli (Palanquin or Palkhi) Charges:

Doli Charges for Sammet Shikhar Mountain would be approx. Rs. 5000 to 6000/- per person.

Doli Charges for Rajgir Hill would be approx. Rs. 4600/- per person of one hill climbing.

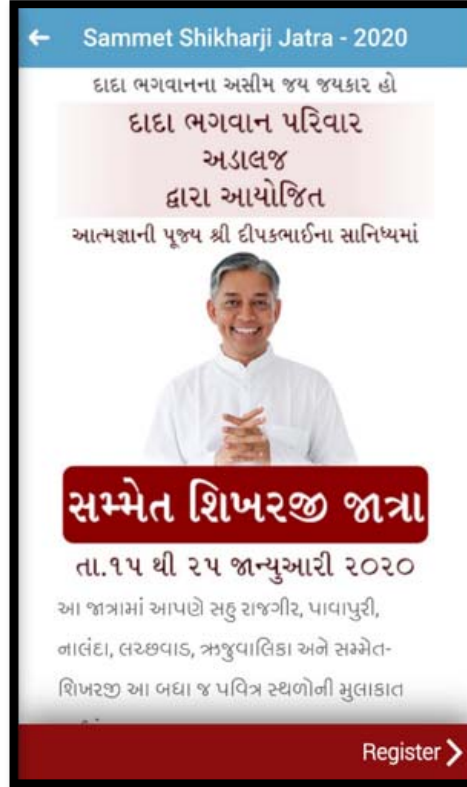
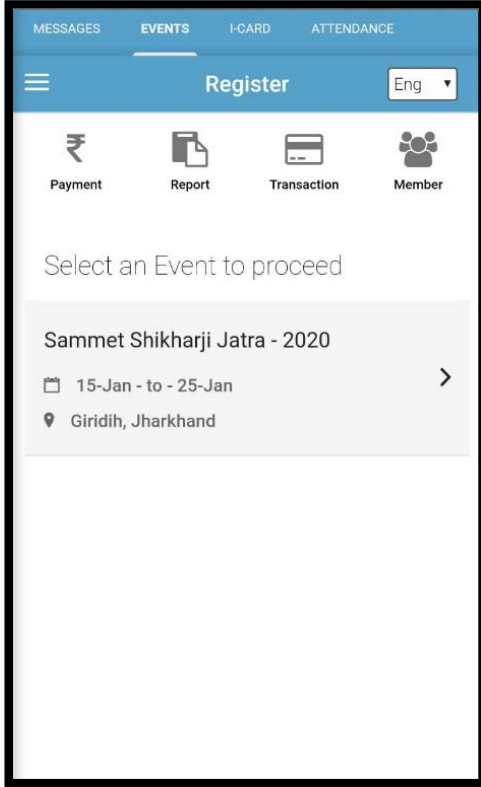
Note: Doli Charges will depend on the weight of person sitting in that Doli. Above mentioned Charges are considered based on person weighing around 70 to 89Kgs. Additionally, if many mahatmas opt for Doli, then charges may shoot up.

Cancellation Policy	Cancellation Charges (INR)		
	Option 1	Option 2	Option 3
On or before 15 December 2019	1000	2000	4000
16 Dec. 2019 to 7 Jan. 2020	3000	5000	10000
8 Jan 2020 onwards	No Refund	No Refund	No Refund

## Jatra Registration Guideline

Registration shall be done using Akonnect / Events only. There is no physical form to be filled for registration. We have explained the 4 Steps of the whole process of registration below:-

**Step 1:-** Filling in the Registration Form. After registration, you shall receive a text message as well as an email.



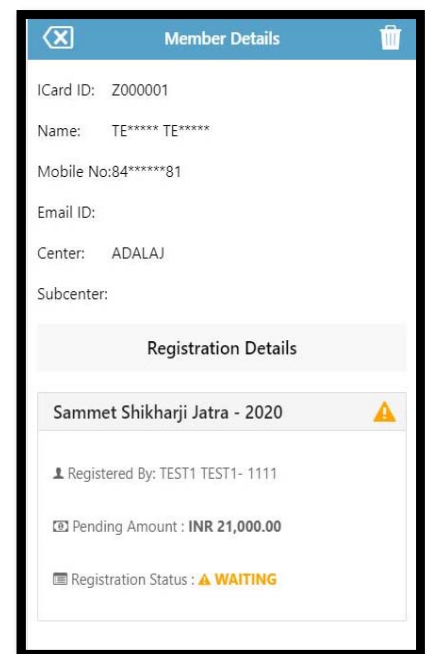
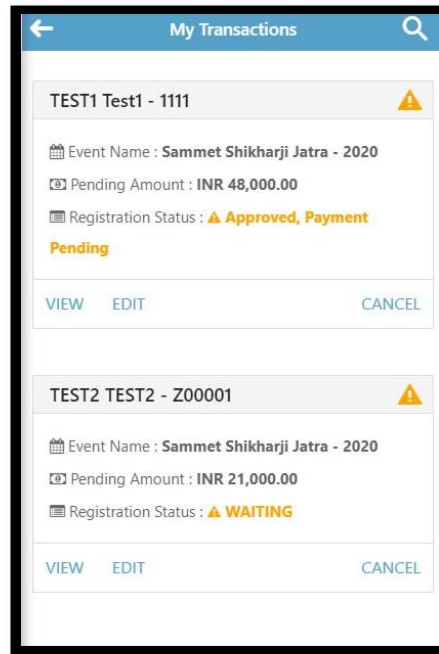
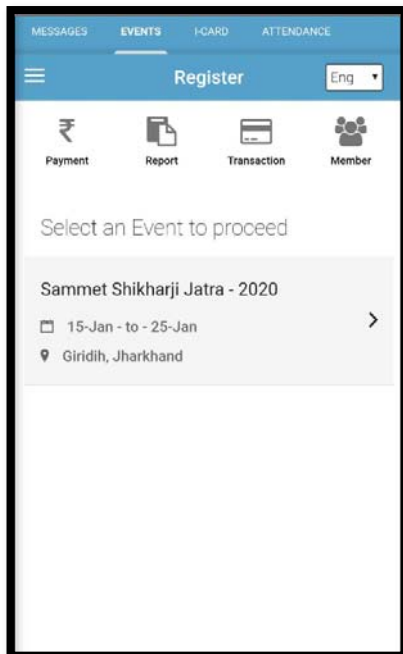
### Note:

- (1) Mahatmas who cannot register on Akonnect on their own :
  - a. Can contact their center coordinator for help or any mahatma can also help them to do the registration.
  - b. If you cannot register through above mode, then you can contact Adalaj Satsang office @ 9924348880 / 079-39830400 (Timing: 9:30am to 12 noon & 3:30pm to 6pm)
- (2) Children of age above 5 years have to register separately on Akonnect & pay 100% charges.

Whereas children of age upto 5 years shall not be chargeable, but they will have to adjust with parents in their train seat, Bus seat etc. everywhere. There are a lot of adjustments to be taken in this jatra, hence we do not recommend children to join in this Jatra.

## Step 2:- (Adalaj Office Work) Approval Process

On or before 16 July, you shall be intimated by a text SMS & email whether your name has been 'Approved' or is in "Waiting" for this Jatra. You can even check your status on Akonnect under "My Transactions" or "Member Details" as shown below.



Step 3:- Payment – Upon approval, a separate guideline will be sent for payment to all the mahatmas who are "Approved".

- 1) Payment will have to be arranged online via internet banking or through NEFT by visiting your bank or through other modes. We shall share further details later.
- 2) 2.1 – If u find it comfortable, u can arrange 100% payment before 12 August Or alternatively,  
2.2 – as per your selected Option, you can arrange the payment in 2 installments on or before the respective installment dates as mentioned in the "Payment Table" below on Page no. 6.

Registration shall be deemed to be confirmed only upon receipt of the payment before the prescribed date. **In case of failure of timely payment, the registration shall be deemed as cancelled** & other mahatmas in waiting list shall be given confirmation.

## Step 4:- Provide PAN Card details & getting the Receipt

Upon payment, you shall receive the receipt from Jatra team via email / Whatsapp. If needed, you can take the print yourself or else get a copy of the same from Adalaj by showing PAN CARD & Mahatma ID Card.

## Jatra Booking – Important Dates

Step	Details	Opening Date	Closing Date
1	"Sammet Shikharji Jatra" – Registration in Akonnect App. Once your registration is done, you shall receive email & SMS as a reference for the same.	4-Jun-19	30-Jun-19
2	Approval Process (Adalaj Jatra team will approve based on various criteria)	1-Jul-19	15-Jul-19
	MHT will receive email & SMS on their registered Mobile displaying their status : 'Approved Payment Pending' or 'WAITING'	On or Before 16th July 2019	
3	'Approved' mahatmas have to make payment. Either Full payment in one go before 12 August or as per below installments :		
	a. 1st Installment as per Payment Table	16-Jul-19	12-Aug-19
	c. 2nd Installment as per Payment Table	16-Jul-19	27-Oct-19

Payment Table	Last Date	Option 1	Option 2	Option 3
Installment 1	12-Aug-19, Mon	10,000	15,000	20,000
Installment 2	27-Oct-19, Sun	11,000	19,000	28,000
	<b>Total =</b>	<b>21,000</b>	<b>34,000</b>	<b>48,000</b>

4	Registration shall be deemed to be confirmed only upon receipt of the payment before the prescribed date. <u>In case of failure of timely payment, the registration shall be deemed as cancelled &amp; other mahatmas in waiting list shall be given confirmation.</u>
---	--

# Information about the *Jatra* Locations

## Rajgir

This is an old pilgrimage location in the Nalanda district of Bihar. Lord Mahavir moved about in this place for fourteen years after attaining *Keval Gnan*. (Back then, this city was known as 'Rajgruhi'). In this pious place, many attained enlightenment from Lord Mahavir, including Shrenik Maharaja (The first *Tirthankar* of the next *chovisi*, Lord Padmanaab), who bound the status as a *Tirthankar*. Many, including Dhanna Sheth, Prasannchandra Rajashri, Jambuswami, and Lord Mahavir's eleven *Ganadhars*, attained *nirvana* (final liberation) from this place and went to *moksha*. Also, there is a temple of Buddha here which was built with the help of the Japanese. Its grandeur and artistry is worth seeing.

### Brief details of the mountains in Rajgir:

1. Shree Vipulachal Parvat: There is an idol of Lord Munisuvrat atop this mountain. It has 555 steps.
2. Shree Ratnagiri Parvat: On this mountain, there are footprints of Lord Vasupujya, Parshwanathji and Neminathji. It has 1,277 steps.
3. Shree Vaibhavgiri Parvat: There are footprints of Lord Rushabhdev, Shantinath, Neminath and Parshwanath. Lord Mahavir's eleven *Ganadhars* attained *nirvana* from this mountain. It has 531 steps.

## Pavapuri

It is a city of the ancient "Magadh" kingdom. Lord Mahavir attained *nirvana* from this place and went to *moksha*. Lord Mahavir's elder brother, Nandivardhan, constructed the Jal Mandir, a grand, huge temple surrounded by water, with the Lord's footprints deified in it.

## Nalanda

There are ruins of large teaching institutions here. The history of this place dates back to the time of Lord Mahavir and Buddha, around the 5th or 6th century BC. There is a beautiful museum in Nalanda which has a collection of things from Lord Buddha's times.

## Lachhvaad

This is the birth-place of Tirthankar Lord Mahavir. It used to be called 'Kshatriyakund'. Lord Mahavir was present for 30 years in this holy place, from birth until he took diksha. About 2,574 years ago, his elder brother Nandivardhan built a temple with an idol of Lord Mahavir while Lord Mahavir was still alive. It is a grand idol. The temple is currently under renovation.

## Rujuvalika

Lord Mahavir attained Keval Gnan under a "Shali" Tree on the banks of a river in this city. There is a magnificent idol of Lord Mahavir in a temple here.

## Sammet – Shikhar

The mountain of Sammet-Shikhar is located near the village of "Madhuban". It is about 4,500 feet high. 20 Tirthankars from the last chovisi, many Tirthankars from previous chovisis, and millions of monks and followers have attained nirvana from this pious place. At the base of the mountain there is a temple of Shree Bhomiyajee, who is the protecting celestial being of this place. The distance to climb up and down the mountain is 9 kms each way, totaling 18 kms. It takes approximately 4 hours to climb up and 3 hours to come down, totaling 7-8 hours. The hills here are full of trees. It is a peaceful, beautiful place.

**Disclaimer:** In this jatra, every mahatma will have to come on their own responsibility. Jatra committee shall not be responsible if in case any person comes across any type of accident in any place and for any such incident during the pilgrimage.

*For any queries you can contact Jatra team at [jatra@dadabhagwan.org](mailto:jatra@dadabhagwan.org)*

*Please share your Name, Contact no., City, Center & Country in the email.*

*Or Call Adalaj Trimandir Satsang office @ 9924348880 / 079-39830400*

*(Timing: 9:30am to 12 noon & 3:30pm to 6pm)*